



Merlin
the automatic choice



CyclonePro™

The safe solution when powering cyclone and heavy doors

Re-order code: MT120EVOPS



DOOR TYPE: single dwelling residential sectional doors

Ideal for cyclone, wind rated and heavy custom doors

Key Benefits



Compliant to Australian and New Zealand Standards AS/NZS 60335-2-95



Security+2.0

Transmitters communicate on multiple frequencies with encrypted rolling code. This ensures the strongest frequency is selected every time, virtually eliminating interference while providing the highest level of security.



Powerful Operation

1200N peak pulling force can lift doors with a mass weight of up to 286kg***



Up to 75% Less Energy*

Advanced technology uses less than 1 watt of power whilst in standby mode, meeting the world's toughest energy standards.



Quiet Motor

The powerful and fast DC motor is quiet and built to last with the strength to open any branded domestic door.



Improved Transmitter Range

Tested against other products, these transmitters have up to 18% better range which means you can start opening your garage door sooner.



Soft Start / Stop Function

Designed to ensure smooth and quiet door operation.



5 Year Warranty

Backed by a 5 year / 10,000 cycle warranty** we stand behind our products with an after sales support team that we believe are the best in the industry.

Standard Merlin Safety Features



Premium Automatic Safety Reverse

With its automatic safety function your garage door will stop and reverse automatically if obstructed going down or stop if obstructed going up.



Automatic Force Sensing

Equipped with automatic force sensing, with each operation the garage door opener monitors and adjusts the force needed to open your garage door.




Manual Release

In case of power failure you can simply activate the manual release to open your garage door.

*When compared to other available products ** conditions apply

***when beams are installed and max. spring balanced weight = 20kg


Kit Contents



1 x Powerhead



2 x Four channel key ring slider transmitters E950M



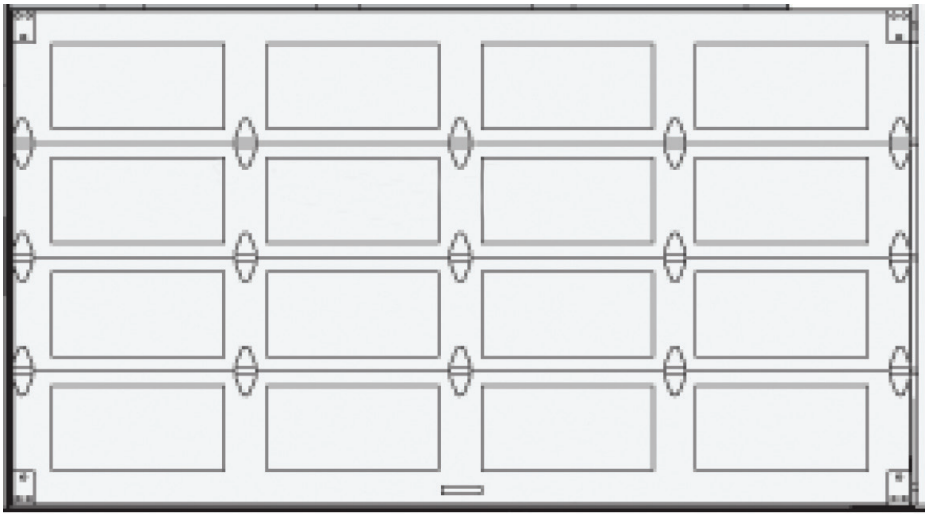
Two channel wireless wall button E138M



Protector system safety beam sensor kit (includes pre-wired sensors & brackets) 774ANZ

SPECIFICATIONS

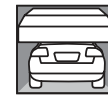
- 24V DC motor with thermal overload protection
- Input voltage: 240V AC
- Rated door area up to 20m²
- Max door weight up to 286kg***
- Max peak pulling force: 1200 N
- C-rail with chain drive
- 433.92, 433.30, 434.54 MHz AM radio with Merlin Security + 2.0 rolling code technology
- Up to 64 memory registers
- Courtesy light: LED
- Min headroom required: 30mm




DOOR SPECIFICATIONS

- Maximum lifting under spring tension = 20kg
- Suitable for steel and timber spring balanced doors
- Up to 286kg mass weight when beams are installed

DOOR OPENING AND CLOSING TIMES



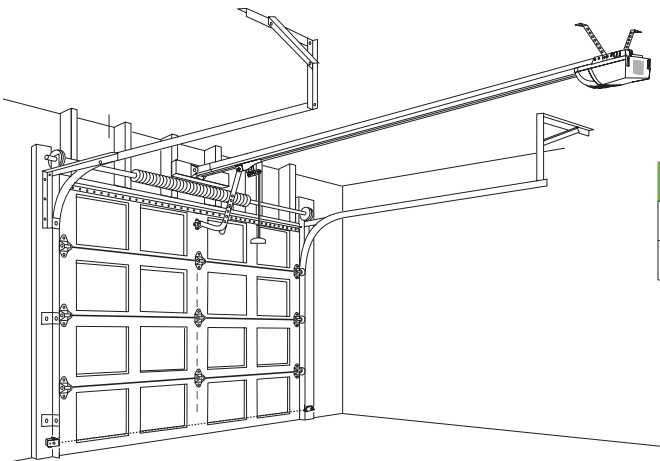
↑ 18 seconds (normal)
29 seconds (slow)



↓ 22 seconds (normal)
31 seconds (slow)
(based on a 2.4m high door)

Total Door Area 20m² - single dwelling, max door weight up to 286kg when beams are installed

TYPICAL INSTALLATION - SECTIONAL DOOR



Door Specifications

Door Height	Fixing Point	Alt. Fixing Point
2.4m	3040mm	3150mm

OPTIONAL ACCESSORIES



Wall or visor mounted three channel transmitter E943M



Wall or visor mounted single channel transmitter E940M



3 channel mini transmitter E945M



Wireless open door monitor CLDM1ANZ



Wireless keypad E840M

CHAMBERLAIN®

The World's Largest Manufacturer of Garage Door Openers

Australia Phone: 1800 638 234 Fax: 1800 888 121 Web: gomerlin.com.au

New Zealand Phone: 0800 653 667 Fax: 0800 653 663 Web: gomerlin.co.nz

™ Trademark of The Chamberlain Group, Inc. ® Registered Trademark of the Chamberlain Group, Inc.
© 2014 The Chamberlain Group, Inc.

